

Type 2W.IF-AL


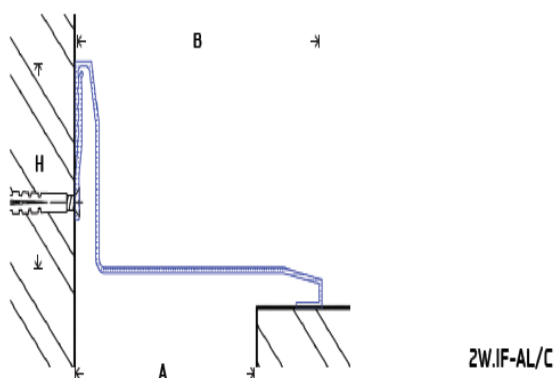
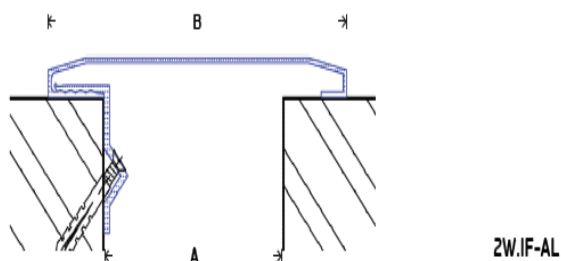

Use: Exterior and interior joints on completed walls and ceilings.

Suitable for most common types of finish materials (plaster, tiles, gypsum board etc.).

Assembly with non-visible fixing screws. Two types of retainers are available to match various installation cases.

Material: Mill finish or clear-anodized aluminium alloy 60.63-T5.

-> Separate compatible fire-barrier available <-



TYPE	"A"	"B"	"H"	Total Movement
2W.IF-AL 25	25	67	-	36 [-16+20]
2W.IF-AL 50	50	117	-	84 [-41+43]
2W.IF-AL 75	75	117	-	84 [-66+18]
2W.IF-AL 100	100	167	-	134 [-91+43]
2W.IF-AL 125	125	219	-	186 [-116+70]
2W.IF-AL 150	150	219	-	186 [-141+45]
2W.IF-AL 200	200	280	-	130 [-75+55]
2W.IF-AL 250	250	330	-	150 [-70+80]
2W.IF-AL 300	300	380	-	180 [-115+65]
2W.IF-AL/C 25	25	53	50	62 [-25+37]
2W.IF-AL/C 50	50	95	50	95 [-50+45]
2W.IF-AL/C 75	75	95	50	95 [-75+20]
2W.IF-AL/C 100	100	160	50	160 [-100+60]
2W.IF-AL/C 125	125	205	50	205 [-125+80]
2W.IF-AL/C 150	150	205	50	205 [-150+55]
2W.IF-AL/C 200	200	240	50	120 [-60+60]
2W.IF-AL/C 250	250	300	50	160 [-80+80]
2W.IF-AL/C 300	300	380	50	220 [-120+100]

Dimensions in mm